

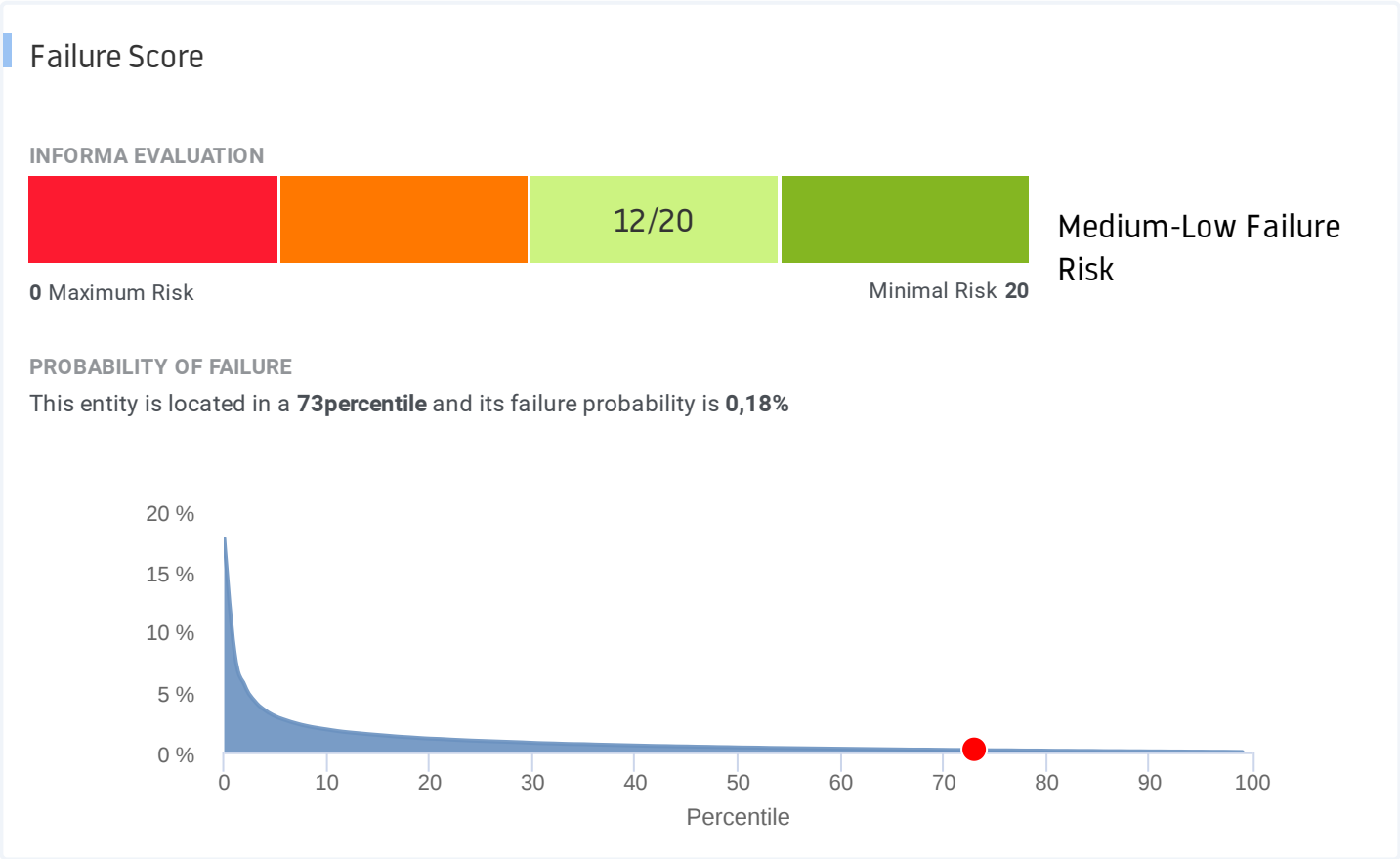
NUEVA EMPRESA DE DEMOSTRACION SAU "NIMSA"

Active REFERENCES

NIF A00000000 D-U-N-S® Number 475205709

Payment Behaviour

Failure Score



Balance

EXERCISE
2024



Performance



INFORMA Evaluation

Financial situation

- The company's financial situation is good.
- The company's financial situation evolution has been negative.
- The sales evolution has been positive, not so for the results one, which has been stable.
- The capacity of transforming the sales generated by its activities in liquid resources is above the one of the companies on its sector with its same size.
- Taking the EBIT into consideration, the company has good capacity to face the cost of the external financing.
- The long term enforceable debt of the company is below the one of the sector to which it belongs.
- The company has very good capacity to generate cash from its operating activities and meeting its short term debts.

Company Structure

- This business can be classified as small according to its sales volume.
- It has registered a positive employees' numbers evolution.
- The activity sector of the company has an average failure risk in comparison with other sectors.

Performance and Incidences

- The available information indicates that the company does have some quite insignificant payment incidences.
- It appears that there are administration claims or legal actions registered against this company.

Accounts Filing

- Once expired the legal delays, the latest Annual Filed Accounts of a company is not available.

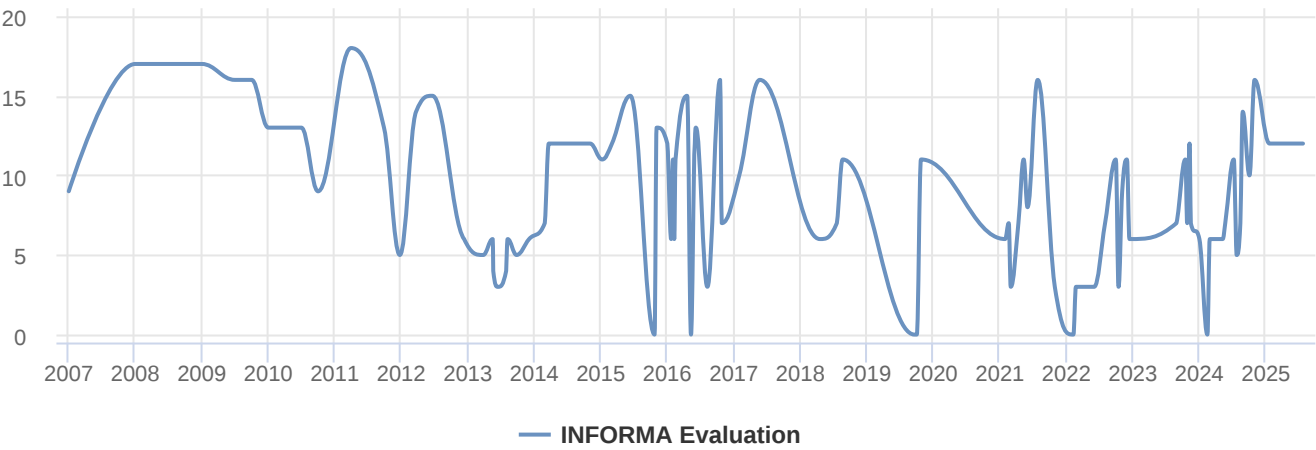
Other relevant information

- Se ha procedido a realizar una revisión de la calificación de la sociedad por parte de uno de nuestros analistas derivada del resultado de nuestras investigaciones.

Reasons behind the Latest Outstanding Calculations in the INFORMA Evaluation

Date	Change	Resulting note	Event
26/05/2025	==	12	There has been a variation in the company's non-payments information
02/05/2025	==	12	There has been a variation in the company's payment behaviour information
25/03/2025	==	12	Variation in the rating system with respect to legal incidences information
13/02/2025	==	12	New financial statements have been uploaded
20/01/2025	✓	12	Variation in the rating system with respect to legal incidences information One of our analysts has carried a detailed revision of all available information of the company

INFORMA Evaluation Evolution

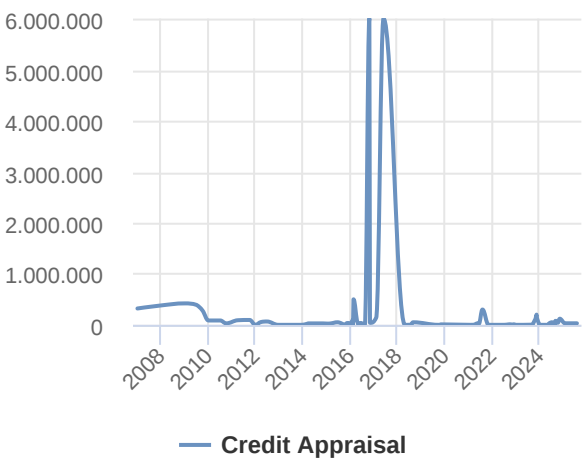


Credit Appraisal



MAXIMUM CREDIT (FROM 0 A 6,000,000 €)
30,000 €

Credit Appraisal Evolution



Delinquency Score

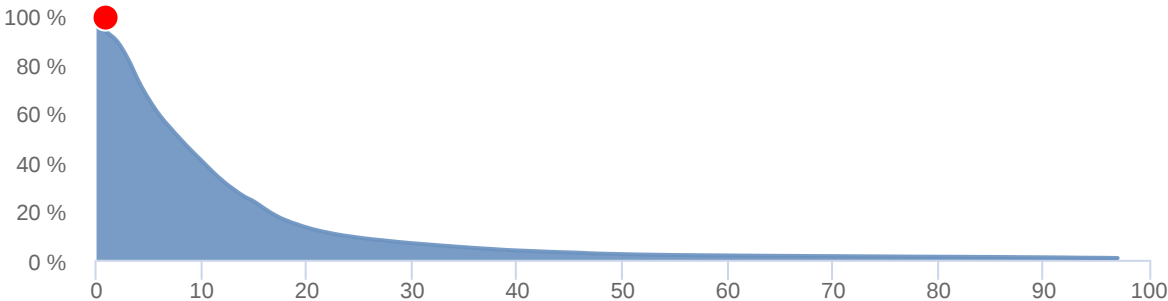
Delinquency Score

PAYMENT DELAYS RISK

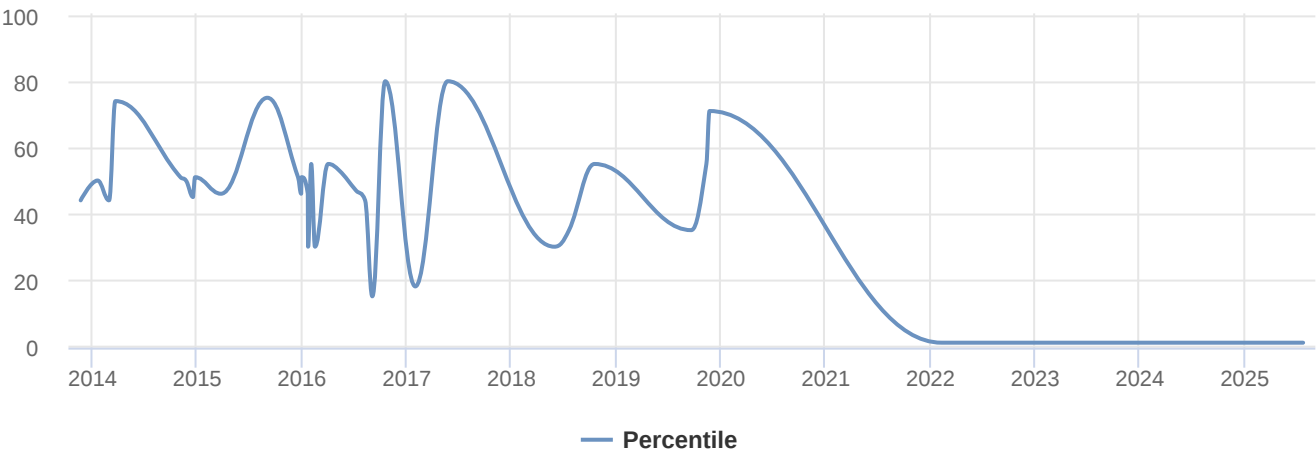


PAYMENT DELAYS PROBABILITY

This entity is located in a **1 percentile** and its payment delay probability is **98,44%**



Delinquency Score Evolution



Payment Behaviour

R.A.I. Disputed Bills Register

Consultation made on 23 July of 2025 at 13:29

DATE OF THE LAST ENTRY	TOTAL AMOUNT
12/03/2012	12.500,00 €
NUMBER OF ENTRIES FOUND	
2	

Information coming from the Disputed Bills Register (RAI), that can only be used for legitimate information needs of the consulting party, in accordance with its social or business activity, in order to grant a credit or for the monitoring or control of the already granted credits and can not be transmitted or transferred to third parties, nor copied, duplicated, reproduced or implemented to any database, owned or external, or reused it in anyway, direct or indirectly. Product provided by the Centro de Cooperación Interbancaria (Inter-bank cooperation centre).

ASNEF Empresas



Consultation made on 23 July of 2025 at 13:29

Executive Summary

- All the unpaid contracts of the company are in a friendly collection situation.
- 100,00% of the non-fulfilment of payment obligations are more than 6 months old.

Non-Payment details

Creditor Type	Product	Non-payment Amount	Number of Non-payments	Date of the first non-payment	Date of the last non-payment
Telecommunications companies	Reverse Factoring	1.809,03 €	2	15/04/2017	30/05/2017
Operations Amount		-			
Situation		Voluntary Insolvency Proceeding			
Month	Operations Amount	Situation	Number of Non-payments	Non-payment Amount	
30/12/2019	-	Judicial	1	181,65 €	
Financial Credit Establishments	Current Account Overdraft	1.518,81 €		25/05/2018	26/09/2018

Creditor Type	Product	Non-payment Amount	Number of Non-payments	Date of the first non-payment	Date of the last non-payment
Operations Amount	-				
Situation	Voluntary Insolvency Proceeding				
Month	Operations Amount	Situation	Number of Non-payments	Non-payment Amount	
30/12/2019	-	Unsuccessful	1	4.773,46 €	
30/11/2019	-	Judicial	1	4.773,46 €	



TOTAL NON-PAYMENT AMOUNT
 3.327,84 €

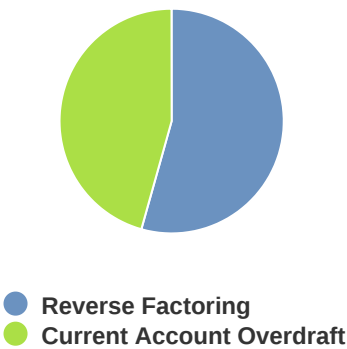
This information is provided by the Equifax ASNEF Empresas Service, owned by EQUIFAX IBÉRICA S.L.; it may only be used by businessmen or professionals and for their own business purposes, and may not be transferred or transmitted to third parties, copied, duplicated or reproduced, nor incorporated to any owned or external database, or reused it in any direct or indirect way. EQUIFAX IBÉRICA, S.L may file you for damages they may suffer in case of breaching any of the aforementioned obligations. EQUIFAX IBÉRICA, S.L will not be responsible of the lack of accuracy in the supplied information as long as it matches the one supplied by the creditor entities.

Bundled Products

Situation	Non-payment Amount	Number of Operations	< menores
Voluntary Insolvency Proceeding	3.327,84 €	2	3.327,84 €

Graphic Representation of the Non-payments

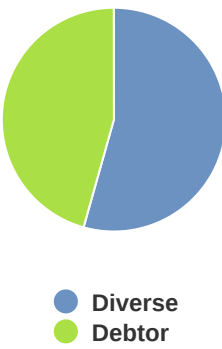
Non-payments per Product



Non-payments per Situation



Debtor Type



Experian Bureau Empresarial Bank and Multi-sectorial Defaults of Payment

Consultation made on 23 July of 2025 at 13:29

Executive Summary

- The 50,00% of the unpaid contracts, which represent 54,36% of the amount, have been declared as unsuccessful by its creditor, who considered the recovery extremely difficult.
- 100,00% of the non-fulfilment of payment obligations are more than 6 months old.
- The 50,00% of the non-fulfilment of payment obligations of more than 6 months old have been catalogued as unsuccessful.

Non-Payment details

Creditor Type	Product	Non-payment Amount	Number of Non-payments	Date of the first non-payment	Date of the last non-payment
---------------	---------	--------------------	------------------------	-------------------------------	------------------------------

Creditor Type	Product	Non-payment Amount	Number of Non-payments	Date of the first non-payment	Date of the last non-payment
Credit Insurance Company	Credit Policy	1.809,03 €	2	15/04/2017	30/05/2017
Operations Amount		-			
Situation		Bad Debt			
Month	Operations Amount	Situation	Number of Non-payments	Non-payment Amount	
30/12/2019	-	Between 90 and 120 days from the 1st expired default	1	181,65 €	
Telecommunications	Telecommunications	1.518,81 €		25/05/2018	26/09/2018
Operations Amount		-			
Situation		> 180 days from the first expired default			
Month	Operations Amount	Situation	Number of Non-payments	Non-payment Amount	
30/12/2019	-	Between 120 and 150 days from the 1st expired default	1	4.773,46 €	
30/11/2019	-	Between 90 and 120 days from the 1st expired default	1	4.773,46 €	


TOTAL NON-PAYMENT AMOUNT

3.327,84 €

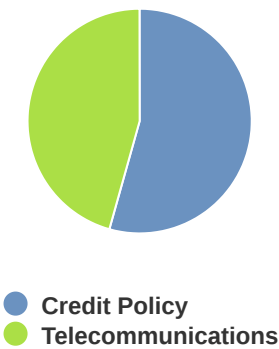
This information comes from the Experian Bureau Empresarial Service, property of Experian Bureau de Crédito S.A. It may only be used by businessmen or professionals and for their own business purposes, and can not be transferred or transmitted to third parties, copied, duplicated or reproduced, nor incorporated to any owned or external database, or reused it in any direct or indirect way. Experian Bureau de Crédito S.A. may file you for damages it may suffer in case of breaching any of the aforementioned obligations. Experian will not be responsible of the lack of accuracy in the supplied information as long as it matches the one supplied by the creditor entities.

Bundled Products

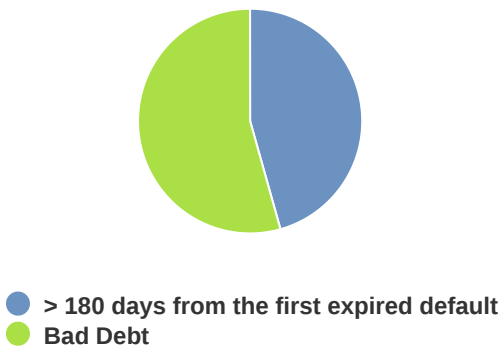
Situation	Non-payment Amount	Number of Operations	< menores
> 180 days from the first expired default	1.518,81 €	1	1.518,81 €
Bad Debt	1.809,03 €	1	1.809,03 €

Graphic Representation of the Non-payments


Non-payments per Product



Non-payments per Situation



Debtor Type



ICIRED Defaults of Payments File

Consultation made on 23 July of 2025 at 13:29

Creditor Classification	Debt Origin	Claimed Amount	Outstanding Amount	Publication Date	Modification Date	Judicial Claim
	Insurance contract	1.978,78 €	1.533,52 €	29/09/2023	11/03/2025	No
	Insurance contract	5.291,79 €	3.544,91 €	29/09/2023	25/02/2025	No
	Insurance contract	4.807,03 €	4.807,03 €	29/09/2023	30/09/2023	No
	Insurance contract	5.571,96 €	5.571,96 €	29/09/2023	30/09/2023	No
	Insurance contract	6.000,00 €	6.000,00 €	29/09/2023	30/09/2023	No

Insurance contract	6.000,00 €	6.000,00 €	29/09/2023	30/09/2023	No
Insurance contract	6.000,00 €	6.000,00 €	29/09/2023	30/09/2023	No
Insurance contract	35.664,63 €	35.664,63 €	29/09/2023	30/09/2023	No
Insurance contract	6.545,00 €	6.545,00 €	29/09/2023	30/09/2023	No
Insurance contract	27.960,14 €	27.960,14 €	29/09/2023	30/09/2023	No
Insurance contract	6.807,85 €	6.807,85 €	29/09/2023	30/09/2023	No
Insurance contract	6.000,00 €	6.000,00 €	29/09/2023	30/09/2023	No
Insurance contract	27.565,31 €	27.565,31 €	29/09/2023	30/09/2023	No
Insurance contract	5.134,46 €	5.134,46 €	29/09/2023	30/09/2023	No
Insurance contract	6.338,15 €	6.338,15 €	29/09/2023	30/09/2023	No
Insurance contract	12.523,50 €	12.523,50 €	29/09/2023	30/09/2023	No
Insurance contract	6.505,35 €	6.505,35 €	29/09/2023	30/09/2023	No
Insurance contract	12.912,10 €	12.912,10 €	29/09/2023	30/09/2023	No
Insurance contract	4.322,50 €	4.322,50 €	26/04/2023	27/04/2023	No
Insurance contract	1.978,23 €	1.678,23 €	22/11/2020	17/02/2022	No
Insurance contract	7.923,01 €	5.923,01 €	22/11/2020	17/02/2022	No

This information comes from ICIREN Defaults of Payments File, owned by Inversiones Colectivas en Red, S.L.; it may just be used by businessmen or professionals and for their own business purposes, and may not be transferred or transmitted to third parties, copied, duplicated or reproduced, nor incorporated to any owned or external database, or reused it in any direct or indirect way. Inversiones Colectivas en Red S.L. may file you for damages it may suffer in case of breaching any of the aforementioned obligations. ICIREN will not be responsible of the lack of accuracy in the supplied information as long as it matches the one supplied by the creditor entities.

Judicial Unpaid Amounts Register (RIJ)

Consultation made on 23 July of 2025 at 13:29

Creditor Classification	Debt Origin	Claimed Amount	Outstanding Amount	Publication Date	Modification Date	Type
Professional, scientific and technical activities	Services rendering contract	2.420,00 €	2.420,00 €	03/01/2021	26/10/2021	Judicial
Electricity, gas, steam and hot water supply	Services rendering contract	13.235,31 €	13.235,31 €	03/01/2021	26/10/2021	Judicial

This information comes from Judicial Unpaid Amounts Register (RIJ), owned by Desarrollo de Aplicaciones Jurídicas S.L.; it may just be used by businessmen or professionals and for their own business purposes, and may not be transferred or transmitted to third parties, copied, duplicated or reproduced, nor incorporated to any owned or external database, or reused it in any direct or indirect way. Desarrollo de Aplicaciones Jurídicas S.L. may file you for the damages it may suffer in case of breaching any of the aforementioned obligations. Judicial Unpaid Amounts Register (RIJ) will not be responsible of the lack of accuracy in the supplied information as long as it matches the one supplied by the creditor entities.

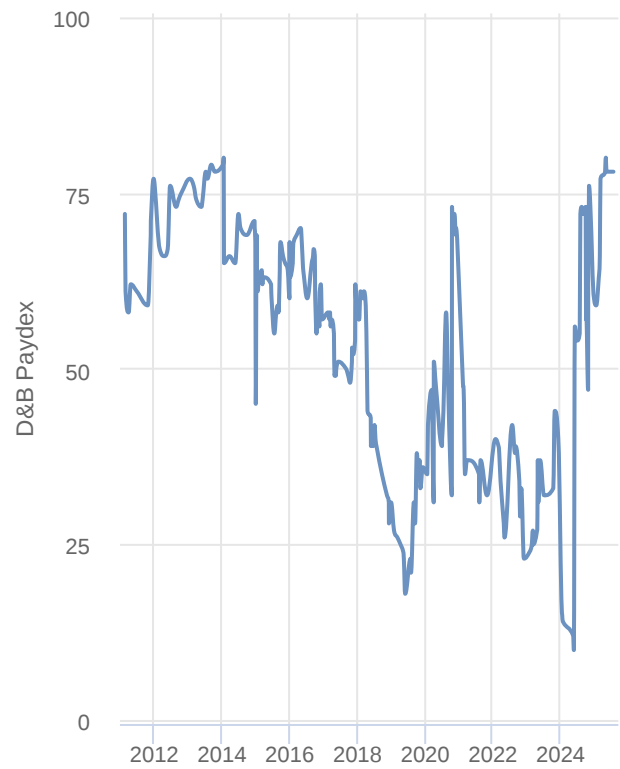
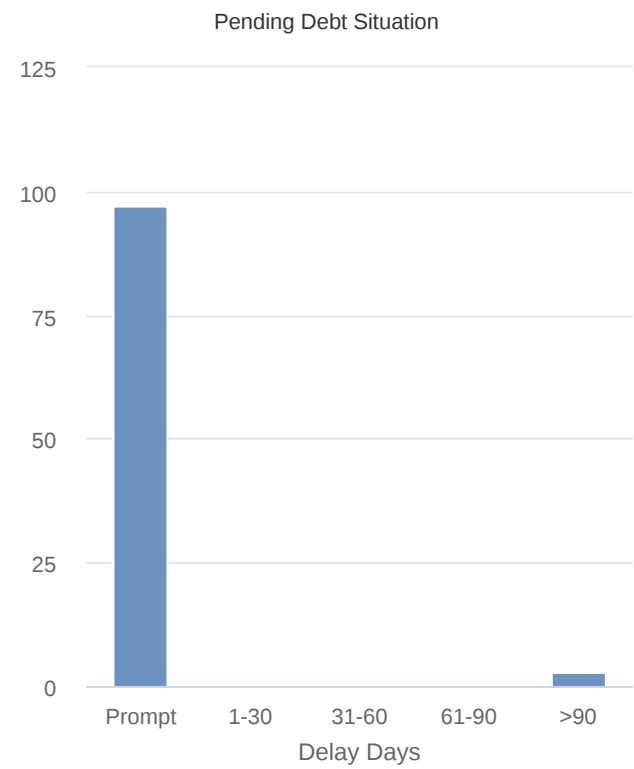
Paydex: Payment Behaviour

Summary

AVERAGE DELAY DAYS	D&B PAYDEX	NUMBER OF PAYMENT EXPERIENCES (LAST 12 MONTHS)
3	78	12
TOTAL EXPERIENCES AMOUNT	AVERAGE EXPERIENCES AMOUNT	TOTAL DELAYED AMOUNT
433.510 €	36.125 €	3%

Payment Experiences Analysis

Paydex Evolution



Payment Experiences

Value Ranges (€)	Experiences	Total Amount	Paid punctually	1-30 days	31-60 days	61-90 days	+90 days
> 100.000	2	420.708 €	100%				
< 10.000	10	12.802 €	2%	3%	5%	4%	86%
Total	12	433.510 €					

Restructuring Plan

Writ Number 407/2023

PROCEEDING STATUS
PROPOSAL

TYPE OF INSOLVENCY
Probable insolvency

PROCEEDING DATE
14/11/2022

CONDUCTED IN
MADRID, MERCANTILE COURT N. 2

Phase	Edict Date	Source
PROPOSAL	14/11/2022	Published in the Insolvency Proceedings Public Register, of date 13/01/2023
Observations	SE PRESENTA LA PROPUESTA DEL PLAN DE REESTRUCTURACION	

Judicial and Insolvency Proceedings Information

Latest Insolvency Proceedings and Special Procedures


 Amounts expressed in €

Insolvency Proceeding

Date	Type of Legal Action	Incidence Status	Assets	Liabilities
25/03/2025	INSOLVENCY PROCEEDINGS	REQUEST	-	-

There is an insolvency proceeding registered at INFORMA D&B

Last Legal Actions

 Amounts expressed in €

Civil Section

Date	Type of Legal Action	Incidence Status	Acting Party	Amount
05/03/2025	ORDINARY	ORDINARY TRIAL JUDGMENT	NO CONSTA	
03/01/2025	EXCHANGE	PAYMENT REQUIREMENT	NO CONSTA	7.200,00
14/06/2023	ORDINARY	ORDINARY TRIAL SUMMONING	BANCO SANTANDER SA	

There are 4 incidents in the Civil Section registered at INFORMA D&B

Social Section

Date	Incidence Status	Acting Party	Amount
21/03/2025	CLAIM FOR A SUM IN LABOUR COURT	NO CONSTA	5.200,00
18/02/2020	CLAIM FOR A SUM IN LABOUR COURT	DESCONOCIDO	1.520,05

There are 2 incidents in the Social Section registered at INFORMA D&B

Latest Administrative Claims

Social Security

Notification		
Date	Organization	Amount
03/12/2024	FACTORY INSPECTION/ SOCIAL SECURITY DE MADRID	1.512,00 €

There is one administrative claim with the Social Security registered at INFORMA D&B

Other bodies

Notification		
Date	Organization	Amount
16/05/2022	TOWN/ CITY HALL DE MADRID	231,00 €
03/06/2020	COUNSELLING DE TRANSPORTES, MOVILIDAD E INFAESTRUCTURAS DE MADRID	2.001,00 €

There are 2 administrative claims with Other Official Bodies registered at INFORMA D&B

Other Business Data

Payments to Suppliers

Amounts expressed in €

	2023	2022
AVERAGE PAYMENT PERIOD (DAYS)		
Suppliers Average Payment Period	87	89
Paid Operations Ratio	92	92
Outstanding Operations Ratio	61	63
AMOUNTS (EUROS)		
Payments made	56.175.699,00	55.142.618,81
Outstanding Payments	5.500.343,00	6.402.503,78
INVOICES		
Amount of invoices presented on time	59.888.177,00	
% of total amount of invoices	92,00	
Amount of invoices presented on time	352	
% of total number of invoices	95,00	

Source: Annual Financial Report 2023

Payment Ratios

Ratios

	31/12/2024	Variation %	31/12/2023	Variation %	31/12/2022
Average Collection Period (days)	414	14,36	362	Inf	0
Average Payment Period (days)	159	-43,42	281	Inf	0
Quick Ratio (%)	26,56	49,21	17,80	-9,46	19,66